

Unveiling the Art of Dermal Fillers: An In-Depth Guide to Facial Anatomy and Injection Techniques

In the realm of aesthetics, where the pursuit of youthful and rejuvenated features prevails, dermal fillers have emerged as a revolutionary tool. These injectable substances, meticulously crafted to mimic the body's own hyaluronic acid, offer a minimally invasive solution to restore lost volume, smooth out wrinkles, and enhance facial contours.



Dermal Fillers: Facial Anatomy and Injection Techniques

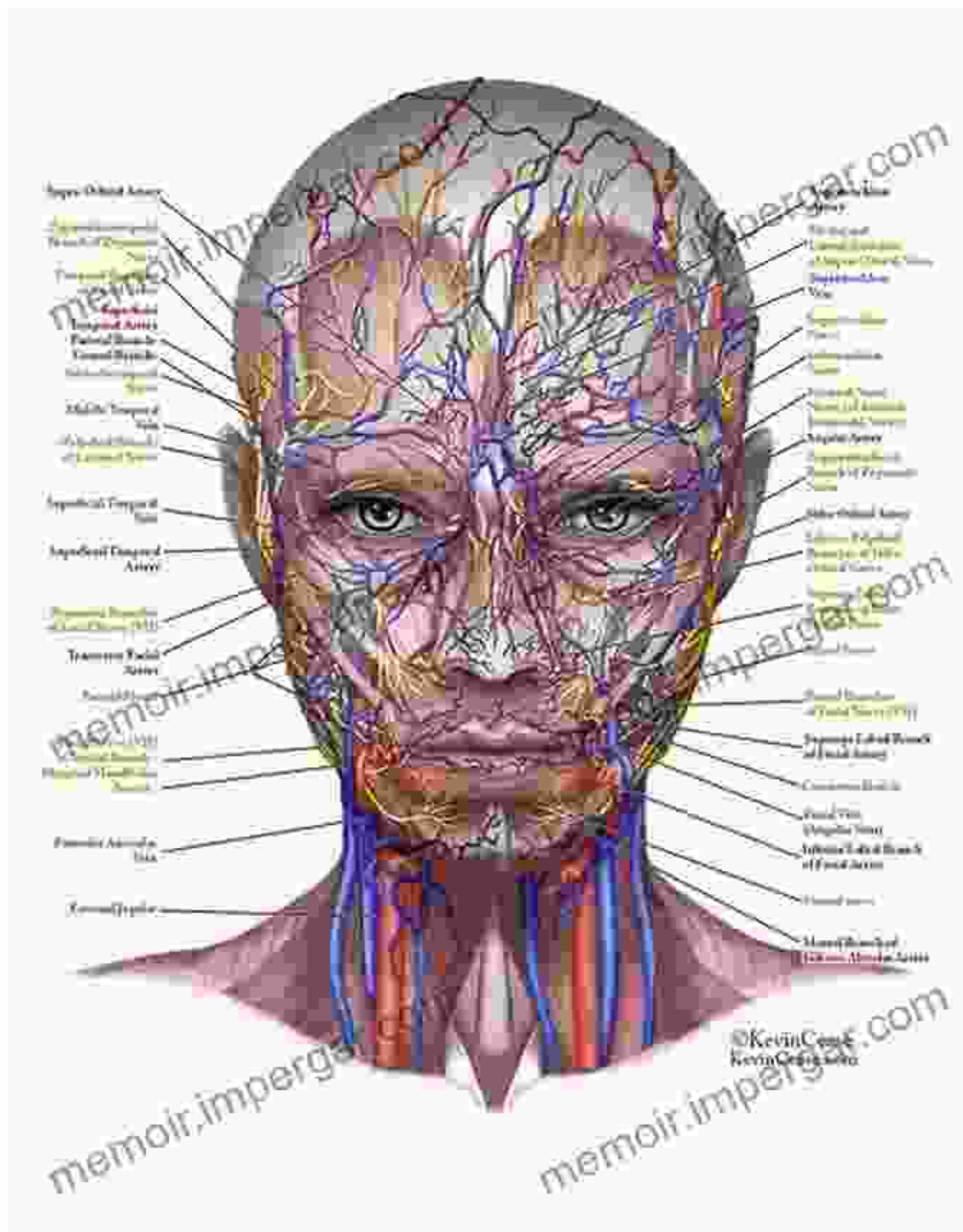
by Andre Braz

★★★★☆ 4.4 out of 5



To harness the transformative power of dermal fillers, a thorough understanding of facial anatomy and injection techniques is paramount. This comprehensive guide, "Dermal Fillers: Facial Anatomy and Injection Techniques," serves as an invaluable resource for aesthetic practitioners, aspiring injectors, and individuals seeking to deepen their knowledge of this cutting-edge cosmetic procedure.

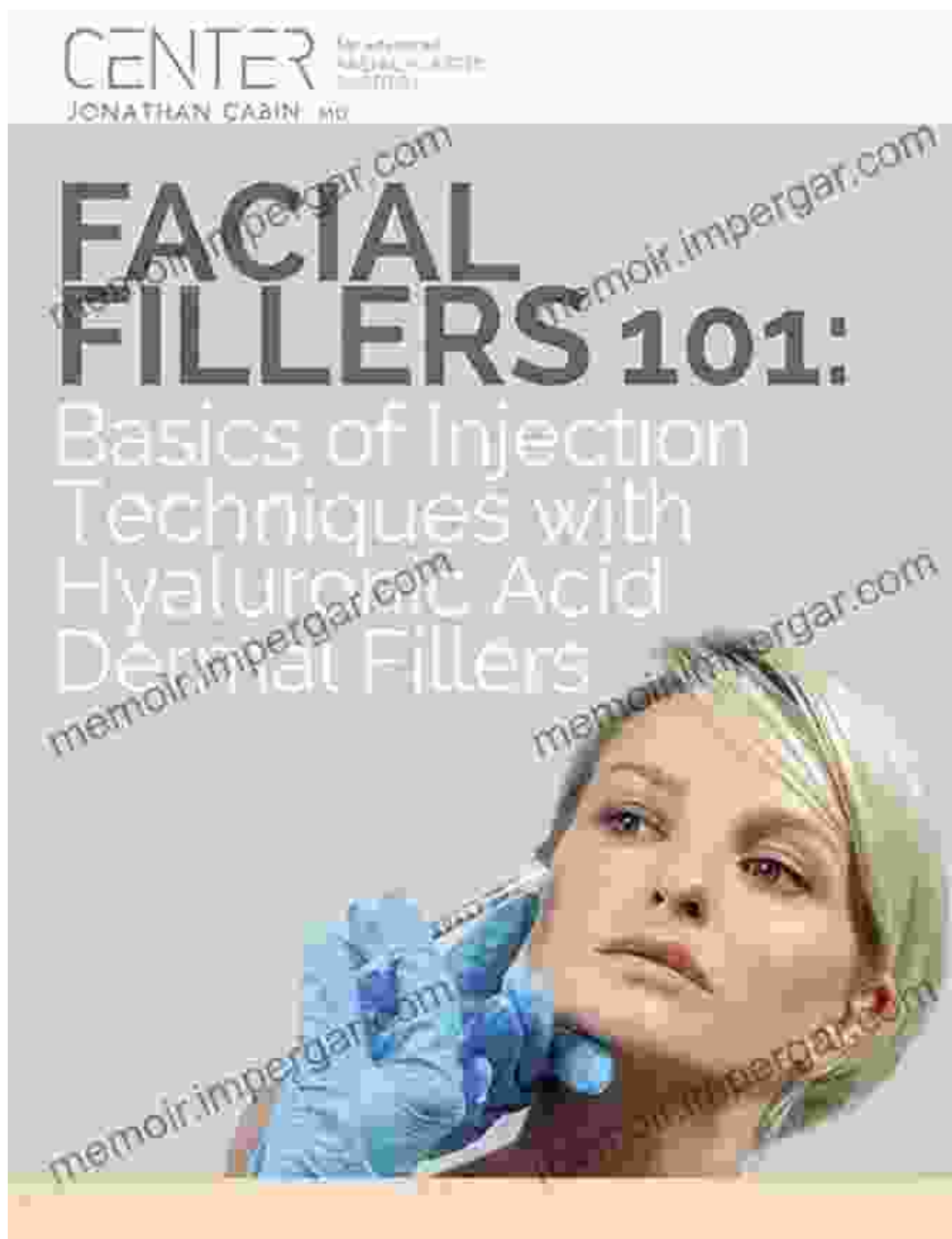
Chapter 1: Embark on a Journey Through Facial Anatomy



Embark on a meticulous exploration of the intricate facial anatomy, the foundation upon which successful dermal filler injections are built. Delve into the layers of skin, muscles, nerves, and blood vessels, gaining an intimate understanding of the delicate structures that shape our faces.

Through detailed illustrations and expert insights, you will master the identification of key anatomical landmarks, ensuring precise and safe injections. This foundational knowledge empowers you to avoid potential complications and achieve the desired aesthetic outcomes.

Chapter 2: Mastering the Art of Injection Techniques



Step into the realm of dermal filler injection techniques, where precision and artistry converge. Discover the nuances of various injection methods, each tailored to specific anatomical areas and desired results. Learn to navigate the facial planes, avoiding sensitive structures and maximizing the longevity of your treatments.

From basic techniques to advanced strategies, this guide equips you with the skills to address a wide range of aesthetic concerns. Whether it's plumping lips, smoothing wrinkles, or restoring facial volume, you will master the techniques that deliver natural-looking, transformative results.

Chapter 3: A Comprehensive Overview of Dermal Fillers

WHICH DERMAL FILLER DO I NEED?

Smooth brow furrows, crow's feet, frown lines
BOTOX® (onabotulinumtoxin A)

Smooth under the eyes/tear troughs
TEAR TRUGHS: Restylane® For Tissues

Lift & enhance cheeks
VOLBELLA® (hyaluronic acid)

Smooth marionette lines
REVIDER™ (poly-L-lactic acid), Restylane® (hyaluronic acid), Radiesse® (calcium hydroxylapatite)

Plump the lips
JURVEDIAN™ (hyaluronic acid), VOLBELLA™ (hyaluronic acid)

Rejuvenate hands
REVIDER™ (poly-L-lactic acid)

Soften nasolabial folds (up to 12 months)
Restylane® (hyaluronic acid)

Soften nasolabial folds (12+ months)
VOLBELLA™ (hyaluronic acid), Radiesse® (calcium hydroxylapatite)

Smooth vertical lip lines
VOLBELLA™ (hyaluronic acid), Restylane® (hyaluronic acid)

Smooth chin wrinkles
REVIDER™ (poly-L-lactic acid), Radiesse® (calcium hydroxylapatite)

Fill acne scars
JURVEDIAN™ (hyaluronic acid)

AMERICAN BOARD OF COSMETOLOGY

Uncover the vast landscape of dermal fillers, exploring the different types available and their unique properties. Understand the composition, viscosity, and longevity of each filler, empowering you to make informed decisions for your patients or personal aesthetic goals.

Delve into the science behind dermal fillers, unraveling their mechanisms of action and how they restore volume, stimulate collagen production, and improve skin elasticity. This chapter provides a comprehensive foundation for selecting the most appropriate filler for each individual's needs.

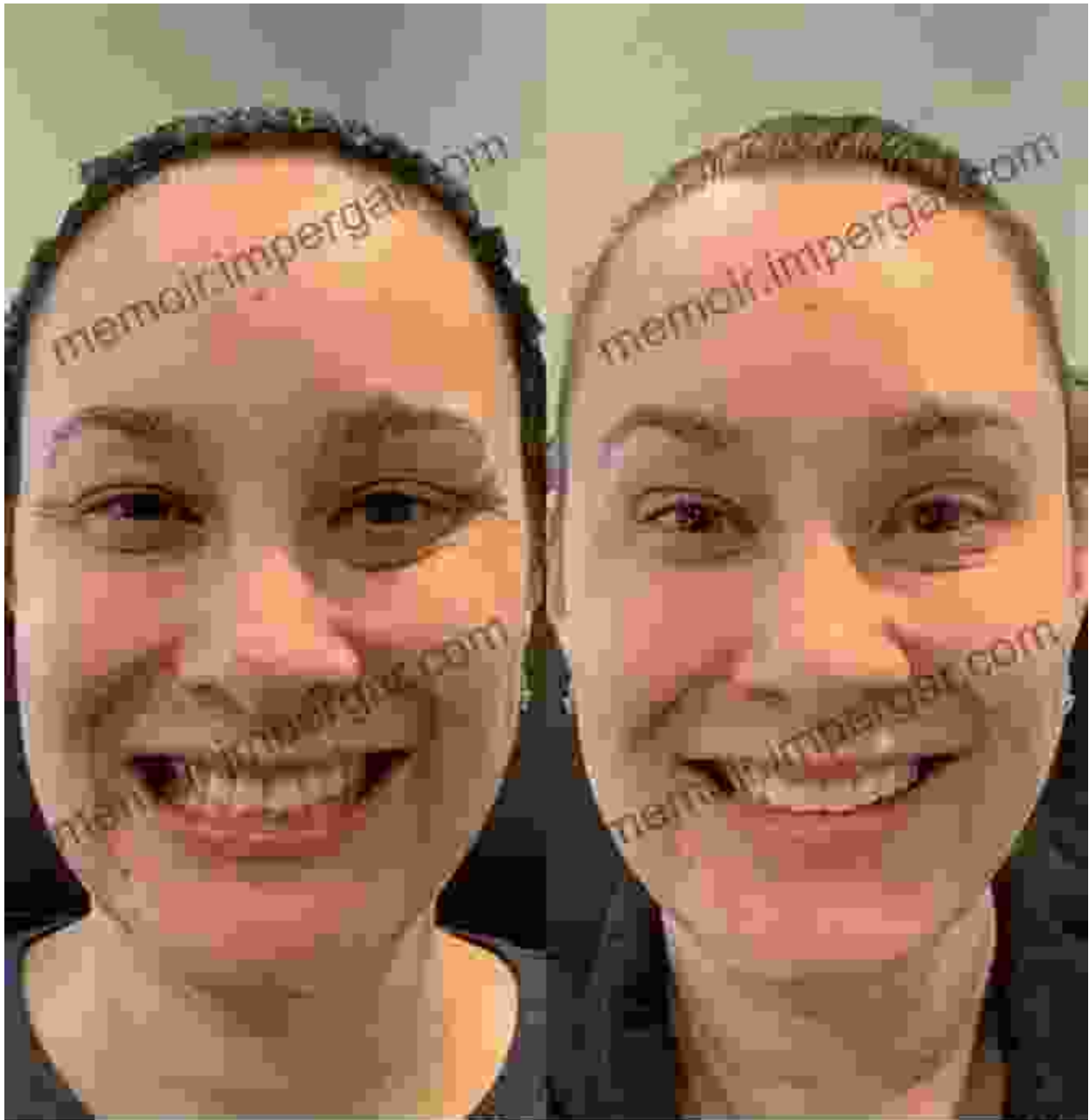
Chapter 4: Safety and Best Practices in Dermal Filler Injections



Prioritize safety and adhere to the highest ethical standards in every dermal filler procedure. Learn the essential steps to minimize risks, including thorough patient assessment, proper injection technique, and post-treatment care. Explore the potential side effects and complications associated with dermal fillers and how to manage them effectively.

This chapter emphasizes the importance of ongoing education, staying abreast of the latest techniques and advancements in the field of aesthetic medicine. By adhering to best practices, you ensure the well-being of your patients and maintain a reputable practice.

Chapter 5: Case Studies and Real-World Applications



Witness the transformative power of dermal fillers through real-life case studies. Analyze before-and-after photos, examining the remarkable results achieved in addressing various aesthetic concerns. Learn from the experiences of seasoned aesthetic practitioners and discover how they approach different treatment scenarios.

These case studies provide invaluable insights into the practical application of dermal fillers, enabling you to refine your techniques and achieve exceptional outcomes for your patients.

As you complete this comprehensive guide, you will emerge as a confident and knowledgeable practitioner in the art of dermal fillers. Armed with an intricate understanding of facial anatomy, mastery of injection techniques, and a deep appreciation for safety and best practices, you are empowered to deliver exceptional aesthetic outcomes.

Remember, the pursuit of knowledge in the field of aesthetics is an ongoing journey. Embrace opportunities for continued education, stay abreast of emerging trends, and refine your skills through practice and experience. With dedication and passion, you will soar to new heights, transforming the faces and lives of those who seek your expertise.

Call to Action

Unlock the transformative power of dermal fillers today! Free Download your copy of "Dermal Fillers: Facial Anatomy and Injection Techniques" now and embark on a journey to enhance your aesthetic practice and achieve stunning results for your patients. Invest in your knowledge and elevate your skills to the next level.



Dermal Fillers: Facial Anatomy and Injection Techniques

by Andre Braz

★★★★☆ 4.4 out of 5

FREE

DOWNLOAD E-BOOK



Visual Diagnosis and Care of the Patient with Special Needs

A Comprehensive Guide for Healthcare Professionals This comprehensive guide provides healthcare professionals with a wealth of information on the visual diagnosis and care...



Practical Guide Towards Managing Your Emotions And Raising Joyful Resilient Kids

In today's rapidly changing and often overwhelming world, our children face unprecedented challenges that can impact their emotional well-being...