


# **Unleash Your Inner Artist: Discover How to Draw Zendoodle Dogs Fast and Easy!**

Embark on an artistic adventure with Learning to Draw Zendoodle Dogs Fast and Easy! Whether you're a seasoned drawer or just starting out, this comprehensive guide will empower you to create enchanting pet portraits that will melt your heart.

## **Step 1: Gather Your Materials**



## Drawing Amazing Doodle Dogs: Learning to Draw ZenDoodle Dogs FAST and EASY! by Judy McCarver

★★★★☆ 4.3 out of 5

Language : English  
File size : 3335 KB  
Text-to-Speech : Enabled  
Screen Reader : Supported  
Enhanced typesetting : Enabled  
Print length : 77 pages

Lending

: Enabled



You'll need a pencil, eraser, and some paper. For added flair, consider using colored pencils, markers, or pens.



- Opt for smooth, thick paper that won't easily tear. This will provide a stable surface for your intricate drawings.

## Step 2: Understand the Basics




- Start by familiarizing yourself with the basic proportions and shapes of a dog's face. This will serve as the foundation for your Zendoodle creations.



- Break down your drawing into simple shapes, such as circles, ovals, and triangles. These shapes will form the building blocks of your Zendoodle dogs.

### **Step 3: Create Zendoodle Patterns**




- The beauty of Zendoodle lies in its intricate patterns. Explore a wide range of patterns, such as swirls, dots, and lines, to add depth and texture to your dog drawings.




- Experiment with different shading techniques to create the illusion of depth and dimension. Use darker shades to emphasize certain areas and lighter shades for highlights.

#### **Step 4: Draw Different Dog Breeds**



- Explore a variety of dog breeds, each with its unique features and personality. Experiment with different sizes, shapes, and patterns to capture the essence of each breed.






- Don't forget to add finishing touches to complete your drawings, such as whiskers, fur texture, and facial expressions. These details will bring your Zendoodle dogs to life!

With Learning to Draw Zendoodle Dogs Fast and Easy, you'll embark on an artistic journey that will unleash your creativity and fill your life with adorable pet portraits. Happy drawing!

Free Download your copy today and elevate your drawing skills to new heights!



## Drawing Amazing Doodle Dogs: Learning to Draw ZenDoodle Dogs FAST and EASY! by Judy McCarver

★★★★☆ 4.3 out of 5

Language : English  
File size : 3335 KB  
Text-to-Speech : Enabled  
Screen Reader : Supported  
Enhanced typesetting : Enabled  
Print length : 77 pages  
Lending : Enabled



## Visual Diagnosis and Care of the Patient with Special Needs

A Comprehensive Guide for Healthcare Professionals This comprehensive guide provides healthcare professionals with a wealth of information on the visual diagnosis and care...



## **Practical Guide Towards Managing Your Emotions And Raising Joyful Resilient Kids**

In today's rapidly changing and often overwhelming world, our children face unprecedented challenges that can impact their emotional well-being...